

# End of Key Stage 2 Assessments 2025

## Parent Information



The  
Leaders  
Team



# What are end of key stage 2 assessments?

What you might know as SATs, or standard attainment tests, are national curriculum tests that are usually taken by children at the end of key stage 2.

- All children are assessed during the last term of year 6; for 2025, this is in the week beginning 12th May.
- The aim of the tests is to establish whether pupils are working at an expected level in English and maths for the end of primary school and the start of secondary school.
- The results of the tests do not tell us how accomplished children are in other areas, such as sport, music or art.
- Pupils sit six different tests in three subject areas: maths, English reading and English grammar, punctuation and spelling.
- English writing and science judgements are made through teacher assessment, based on evidence of independent writing and work gathered over the course of year 6.

# When do they happen?

Every primary school will test their pupils on the same subject at the same time during the week beginning 12th May 2024. The schedule of tests for this year looks like this:

Assessment week 2025	Tests
Monday 12th May	<b>English grammar, punctuation and spelling</b> Paper 1: questions, paper 2: spelling
Tuesday 13th May	<b>English reading</b>
Wednesday 14th May	<b>Mathematics</b> Paper 1: arithmetic, paper 2: reasoning
Thursday 15th May	<b>Mathematics</b> Paper 3: reasoning



# What are the children tested on?

## English grammar, punctuation and spelling

### **Paper 1: questions (45 minutes) 50 marks**

A combined question and answer booklet which assesses pupils' understanding of the grammar, punctuation and spelling elements of the national curriculum English programmes of study for key stage 2.

### **Paper 2: spelling (15 minutes but not strictly timed) 20 marks**

The paper that pupils receive has 20 sentences, each with a missing word. The teacher reads the sentences one at a time and pupils write in the missing word on their paper.

## English reading

### **(1 hour) 50 marks**

Pupils will have a reading booklet with three different texts to read and a corresponding question and answer booklet. The texts are presented in increasing levels of difficulty. Pupils' comprehension skills will be assessed against the comprehension elements of the English programme of study for key stage 2.



# What are the children tested on?

## Mathematics

### **Paper 1: arithmetic (30 minutes) 40 marks**

Pupils will have a booklet of arithmetic questions based on the national curriculum programmes of study for maths at key stage 2.

### **Papers 2 and 3: reasoning (40 minutes each) 35 marks each**

Both papers will ask children to reason and solve problems, again based on the national curriculum maths programmes of study.

# Reading

- The reading test consists of a single test paper with three unrelated reading texts. Children are given 60 minutes in total, which includes reading the texts and answering the questions.
- A total of 50 marks are available.
- Questions are designed to assess the comprehension and understanding of a child's reading.
- During the reading paper, a child's inference and deduction skills are thoroughly tested. They will also be expected to answer questions on authorial choices: explaining why an author has chosen to use particular vocabulary, grammar and text features.
- Some questions are multiple choice or selected response; others require short answers and some require an extended response or explanation.

chapter  
menu

next  
page

# Sample Questions

## Reading Paper

39

What impressions do you get of the relationship between Piper and Micah?

Give **two** impressions, supporting your answer with evidence from the text.

1. \_\_\_\_\_

\_\_\_\_\_

\_\_\_\_\_

2. \_\_\_\_\_

\_\_\_\_\_

\_\_\_\_\_

          
3 marks

chapter  
menu

next  
page

# Sample Questions

## Reading Paper

17

Look at the section headed: ***What's so different about the bumblebee?***

The text refers to the bumblebees' *cousins*.

Who are their *cousins*?

---

1 mark

chapter  
menu

next  
page

# How to Help Your Child with Reading

- Listening to your child read can take many forms.
- First and foremost, focus developing an enjoyment and love of reading.
- Enjoy stories together – reading stories to your child at KS1 and KS2 is equally as important as listening to your child read.
- Read a little at a time but often, rather than rarely but for long periods of time!
- Talk about the story before, during and afterwards – discuss the plot, the characters, their feelings and actions, how it makes you feel, predict what will happen and encourage your child to have their own opinions.
- Look up definitions of words together – you could use a dictionary, the Internet or an app on a phone or tablet.
- All reading is valuable – it doesn't have to be just stories. Reading can involve anything: fiction, non-fiction, poetry, newspapers, magazines, football programmes and TV guides.

chapter  
menu

next  
page

# How to Help Your Child with Reading

- In order to complete the test children need to have a reading speed of 150 words per minute
- Provide opportunities at home to practise 'speed reading'
- Give children time to silent read then check if they can summarise the main points of the text
- **Focus on identifying unfamiliar vocabulary**
  - Does the word remind me of another word that would give a clue to the meaning?
  - Do the surrounding words give clues to the meaning?
  - If I read on, is the word explained by what is said in the next couple of sentences?

chapter  
menu

next  
page

# Grammar, Punctuation & Spelling

- A spelling test is administered containing 20 words, which lasts approximately 15 minutes.
- A separate test is given on grammar, punctuation and vocabulary.
- This test lasts for 45 minutes and requires short answer questions including some multiple choice.
- Marks for these two tests are added together to give a total for grammar, punctuation and spelling.

chapter  
menu

next  
page

# Sample Questions

## Grammar, Punctuation and Spelling Paper 1

40

Tick one box in each row to show whether the sentence is written in the **active voice** or the **passive voice**.

Sentence	Active	Passive
Otters live in clean rivers.		
Fish are eaten by otters.		
Usually, otters are playful creatures.		

chapter  
menu

next  
page

# Sample Questions

## Grammar, Punctuation and Spelling Paper 1

44

Which verb completes the sentence so that it uses the **subjunctive form**?

I wish I \_\_\_\_\_ able to join you, but it will not be possible.

Tick **one**.

am

was

were

be

chapter  
menu

next  
page

# Sample Questions

## Grammar, Punctuation and Spelling Paper 2

### Spelling task

1. The dragon is an imaginary \_\_\_\_\_.
2. There was \_\_\_\_\_ food for everyone.
3. My little brother is in \_\_\_\_\_ class.
4. Playing in the snow made my fingers \_\_\_\_\_.
5. We learned how to do \_\_\_\_\_ in mathematics.
6. Charlie \_\_\_\_\_ with relief.

chapter  
menu

next  
page

# How to Help Your Child with Writing

- Practise and learn weekly spelling lists – make it fun!
- Encourage opportunities for writing such as letters to family or friends, shopping lists, notes or reminders, stories and poems.
- Write together – be a good role model for writing.
- Encourage use of a dictionary to check spelling and a thesaurus to find synonyms and expand vocabulary.
- Allow your child to use a computer for word processing, which will allow for editing and correcting of errors without lots of crossing out.
- Remember that good readers become good writers! Identify good writing features when reading (e.g. vocabulary, sentence structure and punctuation).
- Show your appreciation: praise and encourage, even for small successes!

chapter  
menu

next  
page

# Mathematics

- Children will sit three tests: paper 1, paper 2 and paper 3.
- Paper 1 is for arithmetic, lasting for 30 minutes, covering calculation methods for all operations, including use of fractions, percentages and decimals.
- Questions gradually increase in difficulty. Not all children will be expected to access some of the more difficult questions later in the paper.
- Papers 2 and 3 cover problem solving and reasoning, each lasting for 40 minutes.
- Pupils will still require calculation skills but will need to answer questions in context and decide what is required to find a solution.

chapter  
menu

next  
page

# Sample Questions

## Maths Paper 1: Arithmetic

<b>14</b>	$25.34 \times 10 =$	<input type="text"/>	1 mark

<b>15</b>	$60 \div (30 - 24) =$	<input type="text"/>	1 mark

chapter  
menu

next  
page

# Sample Questions

## Maths Paper 2 / Paper 3 : Reasoning

17

These two shapes have the **same** perimeter.

regular hexagon



square

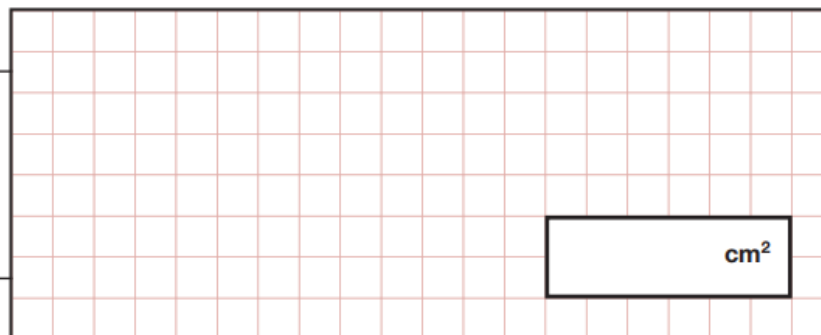


Not actual size

The length of each side of the **hexagon** is **8** centimetres.

Calculate the **area** of the **square**.

Show  
your  
method



2 marks

chapter  
menu

next  
page

# Sample Questions

## Maths Paper 2 / Paper 3 : Reasoning

18


Circle the **prime** number.

95

89

87

Explain how you know the other numbers are **not** prime.



1 mark

chapter  
menu

next  
page

# How to Help Your Child with Maths

- Play times tables games.
- Play mental maths games, including counting in different amounts, forwards and backwards.
- Encourage opportunities for telling the time.
- Encourage opportunities for counting coins and money; finding amounts or calculating change when shopping.
- Look for numbers on street signs, car registrations and anywhere else!
- Look for examples of 2D and 3D shapes around the home.
- Identify, weigh or measure quantities and amounts in the kitchen or in recipes.
- Play games involving numbers or logic, such as dominoes, card games, darts draughts and chess.

chapter  
menu

next  
page

# How are the tests administered?

- The children will sit their tests under formal conditions.
- They will be provided with the necessary equipment to carry out each test.
- They will sit their tests in their classrooms and be supervised by their usual teachers and teaching assistants.

<https://www.gov.uk/government/publications/key-stage-2-national-curriculum-tests-and-results-information-for-parents/2025-key-stage-2-national-curriculum-tests-information-for-parents>

# Access Arrangements

Pupils with specific needs may require additional arrangements so they can take part in the KS2 tests. Access arrangements are adjustments that can be put in place to support those pupils.

These will be planned in advance and will follow the guidance provided to schools in the Access Arrangements documentation and will be based on judgements made from normal classroom practice. This can be due to learning or emotional needs or due to an EHCP plan.

This may involve having rest breaks, a reader (for SPAG and maths) or scribe. This will happen on a one to one basis or in a small group outside of the classroom with a member of Green Lanes staff. All children who need access arrangements will have the opportunity to experience this during practice tests.

<https://www.gov.uk/government/publications/key-stage-2-tests-access-arrangements/2025-key-stage-2-access-arrangements-guidance>



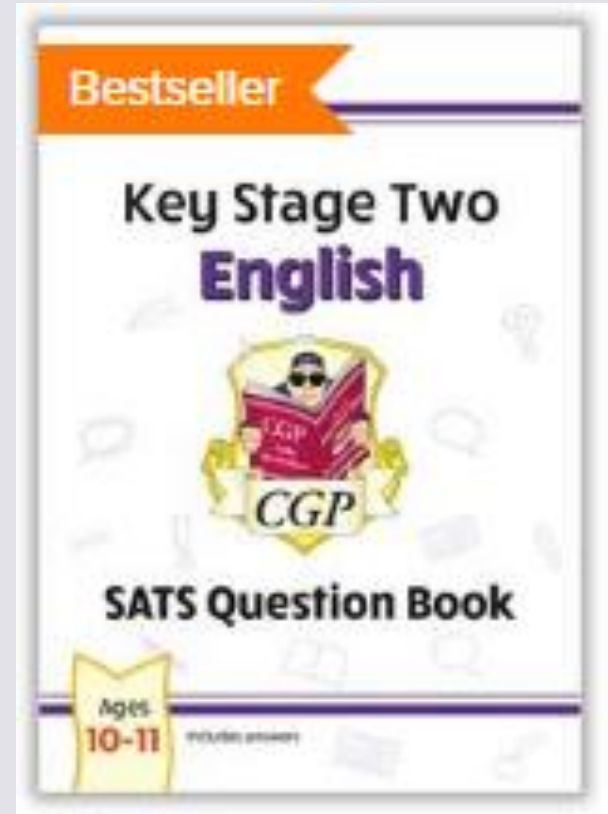
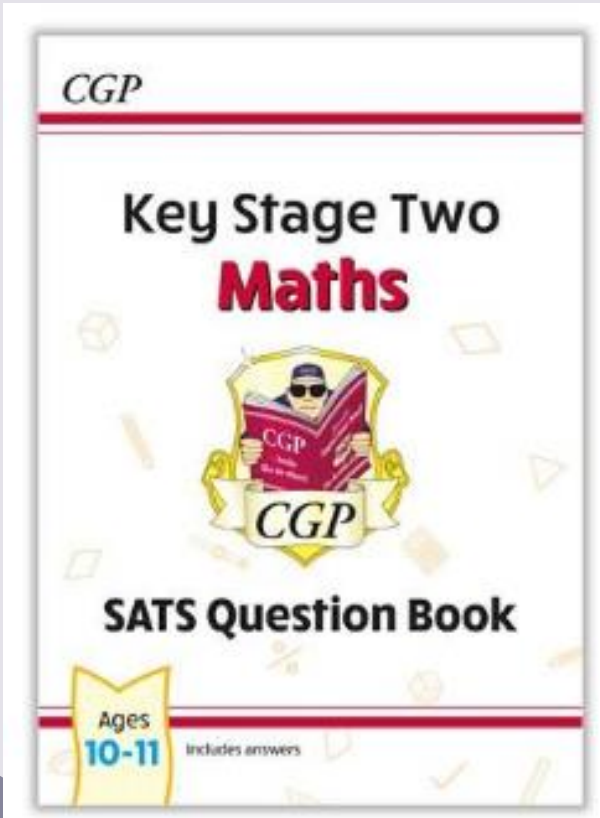
# What happens with the results?

- For 2025, school results in the end of key stage assessments will be published on <https://www.compare-school-performance.service.gov.uk/>
- Scans of marked pupil test papers and test results are published online in July and can be accessed by the school.
- A child awarded a scaled score of 100 is judged to have met the 'national standard' in the area judged by the test
- If a child's score is between 110 and 120, they are working beyond (or above) the expected national standard.
- If a child's score is between 80 and 99, they are judged to have not yet met the national standard and performed below the expectation for their age.
- If a pupil is working below the standard of the National Curriculum they will be assessed using the engagement model.
- We will share pupils' results in their end of year report, which is sent home to parents in July.

# How can I support my child?

In the weeks leading to the SATs period, you can support your child in many ways to prepare for the tests. We will provide the children with a CGP maths and English revision book that we will use in class and follow up with homework.

- Identify a quiet area that your child feels comfortable working in, free from distractions.
- Short, regular periods of revision are far more effective than long sessions less often.
- Support your child by talking regularly about their work, helping them to read questions and think carefully about their answers. Familiarise yourself with the revision materials and test expectations.
- Online revision can be fun and there are several websites that support Y6 pupils as they prepare for SATs such as MyMaths and Mathletics.



<https://www.cgpbbooks.co.uk/primary-books>



The  
Leaders  
Team

Staff Share | End of KS2 Assessments

# The week of SATS?

- First and foremost, support and reassure your child that there is nothing to worry about and they should always just try their best. Praise and encourage!
- Make sure your child has a good sleep and healthy breakfast every morning – try to steer clear of very sugary, chocolatey cereals as they can result in the children having a sugar crash!



The  
Leaders  
Team

